

Castleford Academy School's Pupil Premium Profile 2016-2017	
Total number of pupils in the school	1,267 (including Sixth Form)
Number of PP-eligible pupils:	394 (32% of Y7-11)
Amount per pupil:	£935
Total pupil premium budget:	£368,390
Evidence of school performance	
<p><b>Headlines 2016</b></p> <p><b>Statements from Inspection Dashboard 2016</b></p> <p><b>Statements from Ofsted report 2014 relating to the performance of disadvantaged pupils:</b></p>	<ul style="list-style-type: none"> <li>• In the 2016 results, Castleford Academy appeared in the top 13% of schools nationally for the P8 Pupil Premium Gap to National Others.</li> <li>• In 2016 results, Castleford Academy achieved a P8 Score of +0.41 for our disadvantaged learners and 21 subjects, including English and Maths, diminished their in-school gap for expected progress.</li> <li>• Both English and Maths also diminished their expected progress gap to National Others and English has a positive gap.</li> <li>• The proportion of disadvantaged students eligible for extra support from the pupil premium funding is higher than the national average.</li> <li>• Disadvantaged pupils' P8 was significantly above national other overall and not significantly below average for any prior attainment group.</li> <li>• Disadvantaged pupils' Progress 8 was not significantly below national other overall or for any prior attainment group in English or mathematics. and not well below average.</li> <li>• Disadvantaged pupils' progress was not significantly below national other across the curriculum (for EBacc or open elements, science, languages or humanities). and not well below average.</li> <li>• The spending of the pupil premium funding has been effective in supporting personalised learning and mentoring programmes, targeted at the disadvantaged, so that their learning gains are becoming more rapid and is supporting the closing of gaps well overall. This was recognised formally by the government minister, David Laws MP, who wrote to the academy in January 2014 congratulating them on their success. However, despite an increase in the progress such students do make, the Year 11 group who left in 2014 saw a gap that widened. This is not the case overall across other year groups where this gap is narrowing.</li> <li>• Gaps between the progress of groups of learners is narrowing over time.</li> <li>• In 2013 GCSE English, the results of the disadvantaged students were about three-quarters of a grade lower than their peers in the academy and those nationally. Provisional GCSE English results for both disadvantaged and their peers in 2014 have improved although this gap has remained steady. However, the actual progress made by all groups of students in both English and Mathematics is stronger than in previous years, given their starting points in Year 7.</li> <li>• The Academy needs to further improve teaching so that all students reach the highest standards they can by <b>continuing to close the gaps in achievement between disadvantaged students and their peers.</b></li> <li>• Gaps between the progress made by different groups of learners, particularly the disadvantaged and the most able, have not always been identified accurately in order to close achievement gaps nor consistently challenge learners. <b>However, swift action is now impacting on this.</b></li> </ul>

1. Summary information of Academic Year 2015-16					
School	Castleford Academy				
Academic Year	2015-16	Total PP budget	£347,820	Date of most recent PP Review	July '16
Total number of pupils	1195	Number of pupils eligible for PP	372	Date for next internal review of this strategy	Oct '17

2. Current attainment		
	<i>Pupils eligible for PP (your school)</i>	<i>Pupils not eligible for PP (national average)</i>
% achieving 5A* - C incl. EM (2015-16 only)	<b>54%</b>	69%
% achieving expected progress in English / Maths (2015-16 only)	<b>88%/60%</b>	75.8% / 73.4%
Progress 8 score average	<b>+0.41</b>	0.12
Attainment 8 score average	<b>48.31</b>	53

3. Barriers to future attainment (for pupils eligible for PP)	
<b>In-school barriers</b> ( <i>issues to be addressed in school, such as poor literacy skills</i> )	
<b>A.</b>	Literacy/Reading Ages: Pupils arrive Sig – in English skills and we have a high proportion of low prior attainers in the Pupil Premium group and a very small proportion of high attainers. We have pupils eligible for the Pupil Premium with reading ages of 8 or below.
<b>B.</b>	Pastoral: Many of our pupils have EBD, Social Skills difficulties, incorrect uniform, lack of support at home, don't eat breakfast, need mentoring/counselling, anger management issues, etc.,
<b>C.</b>	Numeracy: Pupils arrive Sig- in Maths skills and we have a high proportion of very low ability pupils eligible for the Pupil Premium who have not made enough progress in Maths.
<b>D.</b>	Homework/Revision: There is an in-school gap for pupils eligible for the Pupil Premium around homework behaviour logs and performance in exams meaning that pupils need support with homework and further strategies on revision.
<b>External barriers</b> ( <i>issues which also require action outside school, such as low attendance rates</i> )	




<b>E.</b>	Attendance: There is an attendance gap between our PP pupils and Non-PP gaps and this is at its highest among PA Pupils.	
<b>F.</b>	Enrichment: Many of our pupils eligible for the Pupil Premium do not have a wealth of life experiences or high standard of vocabulary.	
<b>4. Outcomes</b>		
	<i>Desired outcomes and how they will be measured</i>	<i>Success criteria</i>
<b>A.</b>	Our Disadvantaged pupils progress just as well as National Others in English and Maths	Gap to National Others in Progress closes
<b>B.</b>	Our Disadvantaged pupils in other National Curriculum subjects perform as well as others.	In-school gap in subjects closes.
<b>C.</b>	Our Disadvantaged pupils attend the Academy regularly and complete homework/revision	PP Attendance in line with National/ Exam Performance matches Nation Others
<b>D.</b>	Our Disadvantaged pupils experience a range of enrichment/extra-curricular and have high aspirations for their future	Register, NEET Figure, Post-16 Destinations, Apprenticeship figures.

The next section of the report is the Review of Expenditure 2015-16. This is followed by our Proposed Spend for 2016-17.

Key: In the impact box, I have calculated how many pupils in each yeargroup received the intervention and I have further calculated the distribution around prior attainment groups. So Y7 = Year 7, Y8 = Year 8, etc., and L = Low Prior Attainment, M = Middle Prior Attainment, etc., Prior Attainment is calculated using the KS2 SATS data.

In the “To be continued into next year?” column, I have marked it RED if we are cutting that intervention completely, AMBER if we are making adjustments and GREEN if we are continuing or expanding the intervention.

Review of Expenditure Academic Year 2015-2016							
Barrier Area	A: Literacy/Reading Ages						
Chosen Action/Approach	Desired Outcome/Success Criteria	Owner	Impact	Lessons Learned	Cost Per Pupil	Total Cost	To be continued into next year?
Literacy Base – Intervention with pupils with a reading age of lower than 9.5 years.	Pupils make rapid and sustained progress in reading ages	JJH	29 pupils adding an average of 2.5 years over a year of recovery.  Low = 29 Y7 = 12, Y8 = 9, Y9 = 4, Y10 = 4	More pupils to receive this intervention to get more value for money.	£632	£11,841 + £6,500 from Y7 Catch-up Premium	
Curriculum Support English	Pupils underachieving receive small group intervention or one-to-one, Lexia.	RC	254 pupils received intervention. Impact can be found in the +14 gap to National Others in English expected progress.	More pupils to receive this intervention to get more value for money. Staff reallocation to combine the administration with the teaching into one person.	£197	£49,924	

<p>Literacy Strategy inc  Literacy Co-ordinator  Lexia Co-ordinator  Lexia program  Accelerated Reader  STAR Reader  Micro-librarian  Library Costs  Librarian</p>	<p>A wealth of whole-school interventions including drop it and read, accelerated reader, Lexia, Homework Club, cross-curricular spellings, etc.,</p>	<p><b>AW</b></p>	<p>Reading Ages show massive improvement. Y7 = + 11 months, Y8 = + 7 months, Y9 = + 6 months. 216 millions of words read. 88% of PP pupils achieved English expected progress in 2016 results after 5 year implementation of the Literacy Strategy. Impact on subject results too.</p>	<p>More to be done across the curriculum (Drop it and Read Intervention to launch in Oct '16). A further package (SuccesMaker) for pupils to develop their literacy skills further AFTER they have completed the full Lexia course. Further plans to ensure more reading at home and more reading for pleasure i.e. the Drop Everything and Read program and the increase in the number of quizzes pupils are required to do.</p>	<p>£49</p>	<p>£7,234 +  £5,000  from Y7  Catch-Up  Premium</p>	
<p>Creative Writing Workshop</p>	<p>All disadvantaged pupils in Y7 to improve imaginative writing skills and SPAG skills by completing a piece of Creative Writing inspired by a visit to a pantomime.</p>	<p><b>RC</b></p>	<p>65 pupils attended both the theatre and the workshop and the average writing level rose by 1 whole sub-level within 5 or 6 lessons. Over half of the pupils improved their accuracy by a significant margin.</p> <p>L = 10 M = 41 U = 14  Y7 = 65</p>	<p>To be reviewed. Decision made on to make it more bespoke (focus on More Able pupils) or to do that AS WELL.</p>	<p>£90</p>	<p>£3,245</p>	
<p>Rise to Read</p>	<p>All pupils at KS3 eligible for the pupil premium and under chronological reading age to attend 2 Rise to Read sessions in the morning (1 session pure reading, 1 session Lexia)</p>	<p><b>AW</b></p>	<p>Average growth of 30 pupils in reading age of + 12 months.</p> <p>Y7 and Y8 (30)</p>	<p>All PP Pupils at KS3 to be invited in order to stretch and push them to achieve higher than their chronological reading age.</p>	<p>£11</p>	<p>£320</p>	

Form Time Intervention	Key Y10 and Y11 pupils who are PP and at risk of underachieving in English to attend one-to-one or small group intervention with the Head of English during formtime.	<b>RC</b>	29 Pupil Premium Y11 pupils received intervention. 22 out of 29 made at least 3 LOP in Eng Lang. 3 out of 29 made at least 4LOP.  Y11 = 29 M = 29	When reviewed, this produced similar results to the Maths formtime intervention where it was not possible to ascertain whether the successful results were due to this intervention and attendance of pupils was difficult. It was decided to jettison this idea and ensure pupils received the Curriculum Support in English as detailed above – or to focus accountability on the subject teachers where these pupils underperformed.	£74	£2,133	
<b>Barrier Area</b>	<b>B: Pastoral</b>						
<b>Chosen Action/Approach</b>	<b>Desired Outcome/Success Criteria</b>	<b>Owner</b>	<b>Impact</b>	<b>Lessons Learned</b>	<b>Cost Per Pupil</b>	<b>Total Cost</b>	<b>To be continued into next year?</b>
Step-Up Resource inc KS3 Mentoring EAL Mentoring LAC Mentoring Uniform Food Anger Management Social Skills	Pupils feel safe and comfortable and organised both mentally and physically to be ready for learning.	<b>Jo Gray</b>	Year Leaders report increased improvement for all pupils who visit Step-Up in their general engagement in school life from attendance to attitude to learning to behaviour. This feedback is echoed by Subject leaders, support staff and senior leaders. Quantitatively difficult to measure but there were 11,559 visits to Step-up last year from pupils from all yeargroups and the impact can be found in attendance, exclusions, behaviour logs and the continuing improving of whole	Logging of pupils separate to visits and categories logged.	<b>£121</b>	<b>£42,550</b>	

			<p>school results. Key workers worked with 352 of our PP pupils.</p> <p>Pupils from L, M and U Pupils from all yeargroups</p> <p>Case Studies available for all</p>				
Assertive Mentoring	All pupils in Y11 eligible for the pupil premium receive an assertive mentor. Pupils in Y10 who are receiving an alternative curriculum receive a Y10 assertive mentor.	<b>JC</b>	<p>The impact of this can be shown in the performance of the Y11 PP Pupils in their final year. All the PP gaps to national others closed. The Y10 alternative curriculum impact can be shown through the PP attendance, exclusion and behaviour log amount diminishing. Mentor feedback is overwhelmingly positive and pupil evaluation surveys demonstrate that pupils rate the assertive mentoring system as first rate. Parents also report a positive response.</p> <p>L = 32 M = 78 U = 14 Y11 = 69 Y10 = 55</p>	More Able PP to also receive group mentoring sessions, university visits and meetings with inspirational speakers from the world of enterprise to stretch their aspirations.	<b>£365</b>	<b>£45,193</b>	
Attendance inc PP Priorities Target Key Pupils	The attendance team always phone the PP pupils who are absent as a matter of priority. An attendance officer makes contact and is targeted to	<b>SJL</b>	PP Attendance is 94.2% which is 1.7% above the national figure for this group and only 1.4% behind our whole school figure. PP PA is at 81.12%.	More targeting of key pupils, earlier intervention.	<b>£46</b>	<b>£17,701</b>	

	improve the attendance of any PP pupils slipping under 95%.		All Pupil Premium pupils receive intervention in the academy if they slip below 95% attendance.				
PP Phonecalls	PP Pupils in Y10 who had attendance below the national average in May received a wake-up call everyday (where appropriate) to check they were coming into school.	<b>SSP</b>	Average Pupil Premium attendance for Y10 moved up 0.3%. The pilot was tried out on a sample of 22 pupils and average attendance moved up 0.2% so far. Verbal feedback from Pupils and Parents reports are positive but it is early days.  L = 5 M = 14 U = 3 Y10 = 22	On reflection and after feedback from parents, pupils and the attendance team/mentors who phoned home. It was decided that the intervention may be more effective during November as attendance improved anyway in June across that yeargroup.	<b>£15</b>	<b>£328</b>	
PP Parent Evenings	Parents reported through consultations that they did not know how to assist their child with revision. A Y11 Maths Parent Event was held for pupils eligible for the pupil premium and a parent or carer to attend. There was a 50% turn out and some pupils	<b>SSP</b>	42% of pupils attended improved by one whole grade, 21% improved by 2 grades and 21% improved by 3 grades by the end of the academic year. In the 2016 results, 72% of these pupils achieved a C grade or higher in their Maths GCSE.	Momentum good at Y7, Y7s into Y8s to receive a refresher. KS4 evening to be tried in the morning.  It works and we need more of them and more follow up afterwards.	<b>£12</b>	<b>£660</b>	



	attended without their parents. Feedback was very successful so a Maths and English Parent Event was held in the morning for Y7 parents.		L = 10, M = 35, U = 10 Y7 = 30, Y11 = 25				
<b>Barrier Area</b>	<b>C: Numeracy</b>						
Curriculum Support Maths	3 members of staff appointed to conduct interventions outside of the classroom through one-to-one, small group intervention, My Maths computer program and Mathletics.	<b>PJ</b>	164 Pupils have currently received support from a Maths Mentor. We are predicted to add 9% to the PP 3LP total in 2016 results due to the significant amount of intervention taking place with Y10 last year – this has continued into Y11 with Pupil Premium only classes and pupils eligible for the pupil premium receiving a regular form time intervention from the Head of Department. The gap in expected progress has closed from -32 to -14.	Large amounts of pupils coming through below Age Related Expectations in the KS2 Maths SATS. Purchase of SuccessMaker as a first wave intervention tool coupled with target maths classes created.	£58	£12,575 + £10,000 from Y7 Catch-up Premium	

			Case Studies can be provided but any pupil no matter the yeargroup or the ability band received intervention if they were PP or they were under their potential.				
Formtime Intervention	Pupils in Y11 who were PP and at risk of missing their target grade to receive one-to-one for 15 mins per day from the Head of Maths.	<b>PJ</b>	86% of pupils receiving this intervention went up one grade between Mock 1 and Mock 2. Despite this seemingly positive result, we believe there were many other interventions that led to this result with these pupils and issues with attendance, classes, interruption to the school day from our audit showed that the 86% was not as of a direct result of this particular intervention.  M = 20 Y11 = 20	When reviewed, this produced similar results to the English formtime intervention where it was not possible to ascertain whether the successful results were due to this intervention and attendance of pupils was difficult. It was decided to jettison this idea and ensure pupils received the Curriculum Support in Maths as detailed above - or to focus accountability on the subject teachers where these pupils underperformed.	£55	£1,100	
Pupil Premium Class	A whole class in Y11 was created and the Lead Practitioner for Pupil Premium assigned as their teacher.	<b>RHC</b>	58% achieved expected progress (3LP) and 10% achieved 4LP. However, the Progress 8 score for the class was +0.29.	It was decided that teacher class-based intervention was more effective for our disadvantaged pupils if they were spread across	£337	£6,400	

				the department's best teachers rather than placing them in a class together.			
			M = 19 Y11 = 19				
<b>Barrier Area</b>	<b>Curriculum/Homework/Revision/Organisation/Aspiration</b>						
Offsite	A different curriculum for those pupils for which our normal curriculum is not appropriate. Pupils take alternative courses alongside English, English Literature, Science and Maths GCSE. They will also complete a further qualification where possible. Pupils also receive mentoring. Many courses cover workbased learning and are at college which then continues into Y12 and Y13 as these pupils are also potential NEETs.	<b>EW</b>	A highly effective provision securing pupils a guaranteed progressive place at Post 16 with a qualification whilst increasing engagement with school and reducing persistent absence, behaviour logs and exclusion figures. 100% of pupils achieve a Level 1 pass in a college course and pass English and Maths. Year leaders, subject teachers, parents and pupils feedback is overwhelmingly positive.	The amount of offsite options is increasing but possible exploration of further options.	£2,665	£146,598	
			L = 8 M = 45 U = 2 Y10 = 28, Y11 = 27				

Boosters/ Half-term Workshops/ Revision Seminars	PP pupils received revision workshops and then, if underachieving, are invited in to Saturday workshops. Half-term workshops and after school Lesson 6s in all subjects at Y10 and Y11.	<b>JC</b>	Impact of this policy can be found in the academy's outstanding results in Summer 2016.	Some issues around subjects wanting the same pupils on the same day. Booster timetable created. BTEC Workshops to finish before exams.	£50	£6,952	
			L = 48 M = 68 U = 22 Y10 = 69, Y11 = 69				
Revision Materials	All pupils in Y11 to receive a revision pack of materials and a revision timetable along with a seminar and an assembly.	<b>JC</b>	See Academy Results 2016	More targeted materials pack for pupils in Upper, Middle and Lower Prior Attainment band along with seminar.	Inc above	Inc above	
			L = 24 M = 33 U = 12 Y11 = 69				
Core Skills	A class set up for Y7s and Y8 where the yeargroups are mixed and the pupils are all vulnerable	<b>SJL</b>	Response from pupils, parents and year leader is positive with an increase in the engagement of these pupils with school since Core Skills was initially set up (shown in attendance, exclusion and behaviour log figures) and also can be shown through the Academy's P8 figures for all Low Prior Attainment (totally in line and in many cases, above national)	More effective transition to be considered between Y8 (when Core Skills ends) to Y9 when pupils are integrated with options groups. (possibly keeping pupils grouped together)	£3116	£34,281	
			L = 11 Y7 = 6, Y8 = 5				

Homework Club	After school voluntary place to go for pupils to complete homework and receive expert support. If PP pupils receive more than 2 beh logs for h/wrk then compulsory attendance.	<b>SSP</b>	Disadvantaged pupil's amount of words read has increased across the year and behaviour logs of homework have also decreased for Pupil Premium. More appropriate interventions have occurred for Disadvantaged pupils this year than ever before. Y7 and Y8 Low Attainers progress gap shows that Pupil Premium pupils have outperformed Non-Pupil Premium in English and Maths after extensive Pupil Premium intervention. Y7 and Y8 Middle Attainers progress gap has completely closed in Maths after extensive KS3 Pupil Premium intervention.	Increase the percentage of PP attending homework club across KS3.	£46	£4117	
			Pupils from all ability ranges Y7 = 34, Y8 = 37, Y9 = 18				

The Hotel	This was an intervention put on for Maths pupils and we paid for several Pupil Premium pupils to be added. They received boosters, 3 good meals, revision workshops, use of a gym to ensure they revised effectively for their GCSEs. Maths Boosters and English Boosters were held.	JC	Of the pupils eligible for the Pupil Premium and measured using a mock exam before the Hotel Intervention, 57% moved up 1 whole grade and 42% moved up 2 whole grades. In the final results all PP pupils who attended the hotel gained their target grade.	More PP pupils to be involved and some targeting to be explored within Upper, Middle and Low Prior Attainment.	£224	£673	
MENSA IQ Tests	More Able PP Pupils entered for the Mensa IQ Tests and membership paid.	SSP	Really successful feedback from the pupils and we currently have a pupil premium pupil who has an IQ in the top 2% of the country and we have paid his membership fee for MENSA.  U = 1 Y10 = 1	Get more PP pupils into Mensa!	£63	£63	
<b>Barrier Area</b>	<b>Other</b>						
Lead Practitioner for PP and Closing the gaps.	Lead Practitioner recruited to work primarily with Maths on closing the gaps and then cascade this through to other departments.	RG	Parent Evening positive feedback. All but one pupils attending parents evening hit their target grade. Maths, History and Drama worked directly with and closed their PP gaps. Work delivered through T&L Group and this has	Lead Practitioner to work with more subjects.	£32	£12,403	

			<p>led to gaps to national closing in all key areas and the significant majority of subjects narrowing their in-school PP progress gaps.</p> <p>Feedback from teachers in confidence of teaching pupil premium pupils has improved significantly and feedback on CPD positive.</p>				
			<p>All PP pupils in the Academy benefit from this appointment. See case studies.</p>				
Tracking Systems	Seating Planner package bought in so teachers have more info about PP to hand, 4matrix bought in to help with deep analysis of Pupil Premium gaps, SIMS used with data manager time to create a Pupil Premium Register.	<b>SSP</b>	<p>Impact can be found in the whole school results for 2016.</p> <p>All PP pupils in the Academy benefit from this appointment. See case studies.</p>	There are several logs of Pupil Premium action – SSP to look at combining them to a “one stop register” detailing all Pupil Premium Interventions.	£2	£849	
University Visits	Trips to Russell Group Universities for our Most Able Disadvantaged pupils.	<b>SSP</b>	<p>A 18% increase on pupils going on to college or a sixth form in 2013/14 to 93% on the year before. More pupils than ever applying for Level 3 courses, more pupils than ever going on to</p>	Careers Department to ensure there is a Russell Group University Trip for every yeargroup taking as many Upper Prior Attainment Pupil Premium pupils as possible.	£18	£906	

			University after their Post-16 choices. NEET figures significantly lower than National Averages at 4%.				
Staff CPD	SSP led training to boost the profile of Pupil Premium for all staff and all stakeholders and the sharing of the best T&L Strategies.	<b>SSP</b>	Staff Feedback significantly positive reporting that they feel actively involved and engaged in the overall pupil premium strategy at the academy. Again, the impact of this can be found in the continuing closing of gaps to national others in all key areas and the massive amount of subjects closing their in-school gap and in other areas such as trip attendance, extra-curricular attendance, exclusions data and attendance.  All PP pupils in the Academy benefit from this appointment. See case studies.	Staff to receive regular refreshers over the next year and further work to be done on our disadvantaged most able.	£2.40	£925	
Leadership	Assistant Headteacher with responsibility for the Pupil Premium	<b>DC</b>	The impact of this appointment can be found in the narrowing of the gap in all key measures to National Others. It can also be found in the overall boosting of the profile of Pupil Premium across the academy through CPD. All areas report on PP gaps and identify improvement actions on PP within their subject.	More bespoke targeting for yeargroups and pupils in lower, middle and upper prior attainment bands.	£168	£64,783	



			All PP pupils in the Academy benefit from this appointment. See case studies.				
<b>Grand Total Expenditure</b>					£1331	<b>£473,754</b> + £21,500 from Y7 Catch-Up Premium	

Key = I have colour coded the interventions. **Amended interventions.** **New Interventions.** Continued Interventions.

Proposed spend of the Pupil Premium – Academic Year 2016-17						
Castleford Academy School's Pupil Premium Profile 2016-2017						
Total number of pupils in the school		1,320 (including Sixth Form)				
Number of PP-eligible pupils:		405 (32% of Y7-11)				
Amount per pupil:		£935				
Total pupil premium budget:		£378,675				
Barrier Area	Literacy					
Approach	Success Criteria	Owner	Who does it target?	Milestones	Completed	Total budgeted
Literacy Base	Pupils who are severely under age related reading receive reading recovery	JJH	Pupils with Reading Ages lower than 8 years old.	Reduced staffing and reduced number of pupils to increase quality. This should halve the cost.	Dec 2017	<b>£2,000 + £6500 from</b>
				The impact of the interventions has increased for the Accelerated Reader Age from last year.	July 2018	
Curriculum Support English	Any pupil eligible for the pupil premium who is underachieving receives either 1-to-1 or small group intervention with feedback. Also pupils hitting their target who	RC	Any pupil eligible for the pupil premium who is underachieving receives either 1-to-1 or small group intervention with feedback. Also pupils hitting their target who need stretching i.e. MA PP	Using Summer Data, PP pupils identified for 1-to-1 or small group intervention. First data for impact in.	Dec 2017	<b>£30,000</b>
				Every single KS3 PP Student who has underachieved has received intervention and impact can be measured per pupil and per intervention.	July 2018	

	need stretching i.e. MA PP					
Literacy Strategy inc Literacy Co-ordinator Lexia Co-ordinator Lexia program Accelerated Reader STAR Reader Micro-librarian Library Costs Librarian	Reading Ages and reading for pleasure increases across the academy	AW	All PP Pupils all abilities	January Reading Tests – PP and Non-PP to be making same progress	16/12/16	<b>£20,000 + £10,554 from Y7 Catch-Up Premium</b>
				June Reading Tests – PP and Non-PP to be making same progress	21/7/17	
Rise to Read	Pupils improve their literacy and reading for pleasure by attending a breakfast club.	AW	All Y7 and Y8 PP Pupils	Pupils identified and attending. Contact made with pupils who have poor attendance at Rise and Read.	16/12/16	<b>£2,000</b>
				The number of pupils accessing Rise and Read has increased significantly on the previous year. A similar amount of progress is made for this group as last year.	21/7/17	
<b>Barrier Area</b>	<b>Pastoral</b>					
Step-up	Pupils eligible for the pupil premium attend Step-up to	Jo Gray	All	A system in place to track students individually to create a log for each student with details.	16/12/16	<b>£45,000</b>

	meet emotional, pastoral, organisational needs. Vulnerable pupils are targeted and a range of mentoring is available and prescribed as required.			This system proactively targets pupils and identifies PP pupils who do not visit.		
				The system is now able to provide much more detailed data on who is attending, why and action points can be identified.	21/7/17	
Assertive Mentor	Pupils receive a mentor to push and stretch them in relation to academic results.	JC	All KS4 PP Pupils	All pupils have been allocated a mentor and 1 <sup>st</sup> and 2 <sup>nd</sup> meetings have occurred	16/12/16	<b>£45,000</b>
				All meetings have occurred, Pupil evaluations show impact along with results. Year Leaders Reports show impact across behaviour, attitude, attendance and engagement with school.	21/7/17	
Attendance	PP Attendance and PP PA Attendance gap to national others diminishes.	SJL	Any PP Pupils under 95%	PP attendance to be at 95% +	16/12/16	<b>£18,000</b>
				PP attendance to be at 95% +	21/7/17	
PP Phonecalls	Pupils struggling to attend or be on	HP	A target group of PP in pupils within a target year group.	The Top 20 PP pupils with the lowest attendance selected and contact made for wake up calls.	16/12/16	<b>£350</b>

	time receive a wake-up call.			The Top 20 PP Pupils record an improvement on their attendance of 2%.	21/7/17	
PP Parent Breakfast Events.	Parents are invited in with pupils to learn how to help pupils revise, enrich and with homework. Free food, English, Maths and Mindset sessions.	SSP	Y7 PP Target Pupils. Y8 (Y7 pupils and parents who attended last year), Y11 Parent Evening and Y10 Parent Evening	Y7 and Y11 Events have been held. Positive feedback taken. Y10 and Y8 events scheduled.	16/12/16	<b>£2,000</b>
				All sessions held and an evaluation of pupil progress calculated to compare with a control group of the rest of the PP pupils.	21/7/17	
<b>Barrier Area</b>						
SuccessMaker	Pupils who are under age related expectation for maths complete an online course. Further Pupil Premium pupils identified who are on ARE to stretch them.	SR	All PP Y7 pupils not meeting ARE for Maths (approx 73 pupils). Once these are up and running, pupils on ARE will be added and by the end of the year all pupils in Y7 have access and are working towards completing the course.	All PP Pupils in Y7 who have scored below 100 in KS2 SATS to be put on to SuccessMaker. <b>Note: If Successmaker ceases to operate, a new online option will be researched and, if there isn't one, a suitable replacement intervention applied.</b>	16/12/16	<b>£200 + £1600 from Y7 Catch-up Premium</b>
				All pupils have completed SuccessMaker and average age has improved by 12 months minimum.	21/7/17	
Curriculum Support Maths	Pupils still underachieving	PJ	Any PP Pupil underachieving to	Pupils across all year groups.	16/12/16	<b>£13,000 + £10,000 from Y7</b>

	after class intervention receive support outside of the lesson		receive either one-to-one intervention or small group intervention across all yeargroups.	All pupils receiving intervention. 75% of KS3 PP Pupils achieve ARE and 75% of KS4 Pupils achieve 3LP or a P8 score of 0+.	21/7/17	<b>Catch-Up Premium</b>
Tutoring Vouchers	Parents are able to take their child for private tuition outside of the school.	SSP	All LAC Pupils	13 LAC pupils identified and contact made with guardians offering vouchers.	16/12/16	<b>Money claimed from authority LAC fund.</b>
				Evaluation takes place to measure impact on 13 pupils.	21/7/17	
<b>Barrier Area</b>	<b>Organisation</b>					
Offsite	Pupils have a curriculum that suits their needs.	EW	A range of Y10 and Y11 PP Pupils	Early College Pupils identified and have started the course.	16/12/16	<b>£90,000 Projected</b>
				Y11 PP Pupils all complete the course and gain qualification. NEET figure remains below national.	21/7/17	
Boosters/ Half – term workshops/ Revision Seminars	Pupils receive extra targeted exam revision after school or at the weekends / during holidays.	JC	All Y10 and Y11 PP Pupils	Booster/Half Term timetable in places. Pupils attending and those missing chased up and time made back up.	16/12/16	<b>£7,000</b>
				All Y10 and Y11 PP pupils have attended at least one booster/half term workshop	21/7/17	
Revision Materials	Pupils receive a pack of equipment, resources and a revision seminar.	JC	All Y11 PP Pupils	Packs resourced.	16/12/16	<b>As Above</b>
				All pupils have received a revision pack along with a	21/7/17	

				revision seminar from an outside speaker.		
Core Skills	Vulnerable pupils eligible for the pupil premium who need assistance with transition from primary to secondary and from KS3 to K4. Pupils targeted with EBD.	SJL	Y7 and Y8 Low Ability PP Pupils - vulnerable	New class formed, pupils established, curriculum plan in place.	16/12/16	<b>£35,000</b>
				70% of pupils in core skills have achieved their minimum target step.	21/7/17	
Homework Club	Pupils have a place to go to complete homework and receive expert help.	SSP	All Y7, Y8 and Y9 PP Pupils	Homework Club is advertised, red card in place, well staffed. 40% of each yeargroup have attended at least once.	16/12/16	<b>£4,200</b>
				90% of PP Pupils have attended Homework Club at least once.	21/7/17	
The Hotel	Y11 Pupils who struggle to have a safe place to revise are given 5 days of food, rest and revision time at a hotel.	JC	Y11 PP Pupils who underperform at exams and are at risk in English and Maths of underachievement.	20 PP Pupils selected.	16/12/16	<b>£2,500</b>
				All pupils selected achieve a positive progress 8 score.	21/7/17	
Mensa IQ Tests	Pupils who are More Able sit the Mensa IQ Test	SSP	All More Able PP Pupils	All High Prior Attaining PP Pupils in all yeargroups selected to take Mensa IQ Test	16/12/16	<b>£100</b>

	and membership to Mensa is paid.			Results distributed and celebrated. Pupil evaluation show a positive reaction.	21/7/17	
<b>Barrier Area</b>	<b>Other</b>					
Lead Practitioner for PP and Closing the Gap	R&D into how to teach all out PP Groups is conducted and cascaded to staff.	RG	All PP Pupils	CPD Sessions in place and the first one completed. Areas for research identified. PP Parent Events held.	16/12/16	<b>£12,500</b>
				Eng and Maths gap to national and subject in-school gaps continue to diminish.	21/7/17	
Tracking Systems	We are able to track a wide range of data for our PP pupils and proactively intervene earlier.	CL	All PP Pupils	Tracking systems in place including regular reporting of PP data current and predictions. Waves of intervention process being applied.	16/12/16	<b>£850</b>
				All staff have access to up-to-date Pupil Premium data	21/7/17	
University Visits	All pupils who are Upper PP visit a Russel Group University each year.	SSP	All More Able PP Pupils	5 Visits to Russell Group Universities booked in. One for each yeargroup. All mid and high prior attaining PP pupils attend a university or FE college trip in Y10 and Y11.	16/12/16	<b>£2,000</b>
				80% of More Able PP Pupils have visited a RG University and recorded positive feedback.	21/7/17	



More Able Strategy	Links made with FE and HE including a range of visits for out Upper Prior Attaining Disadvantaged (and some Middle), workshops, networking opportunities, entrepreneur visit, CV workshops, 1-to-1 mentoring, group mentoring, leadership and ambassador opportunities.	SSP	All More Able PP Pupils	All More Able PP Pupils have had at least one intervention from this strategy.	16/12/16	<b>Inc in L'ship costing</b>
				High Prior Attainment PP P8 score is above +0.5.	21/7/17	
Staff CPD	Staff receive up to date, bespoke and regular CPD on how best to work with PP pupils. Pupil Premium and More Able to be two separate strands on the CPD research projects this year.	JO	All Pupils	Staff CPD Session specialising in More Able PP held. Self-guided research groups formed. Staff researching the best PP strategies.	16/12/16	<b>£1,000</b>
				Evaluations. Bank of new resources and strategies delivered to whole staff.	21/7/17	
Leadership	An Assistant Headteacher with responsibility for	SSP	All Pupils	Initial meeting with GP. SLT informed of Expenditure Review. Review goes to Governor's	16/12/16	<b>£75,000</b>

	PP oversees all approaches.			committee. PM target set. \$ governor visits for PP scheduled. External Review scheduled.		
				Result show gaps to national others have diminished or are in line with national	3/11/17	
<b>Grand Total</b>						<b>£407,700</b> <b>+ £22,154 from Y7</b> <b>Catch-Up Premium</b>